

Reception Reading focus. Please choose a box suitable for your child.

Please remember to read at least four times a week with your children. Recap the tricky words sent home too. You will find some useful websites below that all have content relevant to the children in reception. <http://more.starfall.com/info/apps/learntoread.php> <https://www.phonicsplay.co.uk/> Select activities from either phase 2, 3 or 4. <https://www.topmarks.co.uk/english-games/5-7-years/letters-and-sounds> <https://www.topmarks.co.uk/english-games/3-5-years/letters-and-sounds> <https://www.phonicsbloom.com/> Select activities from either phase 2, 3 or 4 <https://www.oxfordowl.co.uk/> Select a free e book to read.

Have a go at reading the captions below.

1. A cat in a hat.
2. A pin on a map.
3. Pat a dog.
4. A sad man.
5. Pots and pans.

Have a go at reading the captions below.

1. Fish and chips on a dish.
2. The light of a torch.
3. Tools in the shed.
4. Digging in the soil.
5. A goat and a cow.

Have a go at reading the captions below.

1. A sandwich in a lunchbox.
2. A clown with a flag.
3. Twins in a tent.
4. A starfish next to a crab.
5. A nest in the treetop.

Writing Home Learning for Reception

Have a go at using your phonic skills to write the names of the pictures below.

Phonics focus: ng, ai, ee



Choose one of the pictures below and write some descriptive sentences to describe the characters. Remember finger spaces when starting a new word and a full stop at the end.



Mrs Roberts description of the mouse from the Gruffalo: He is small and has sharp claws. He has big, soft ears.



In this story, the scarecrows have a wedding. They invite lots of people to their wedding. Have a go at writing an invitation of your own. Make up your own little party or if it is someone's birthday coming up, you could write an invitation for that.

A B C

capital
letters



finger
spaces



full
stop

Read

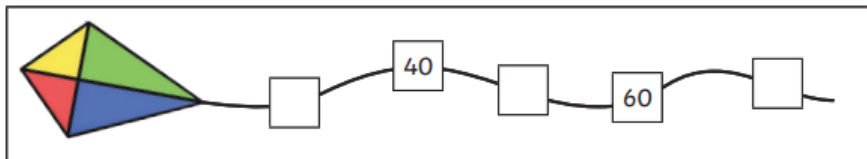
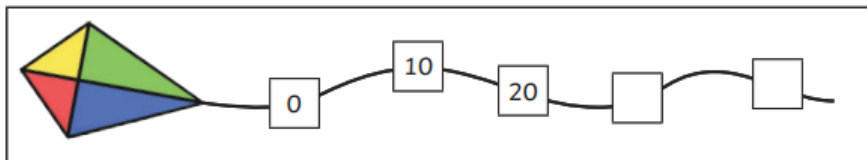
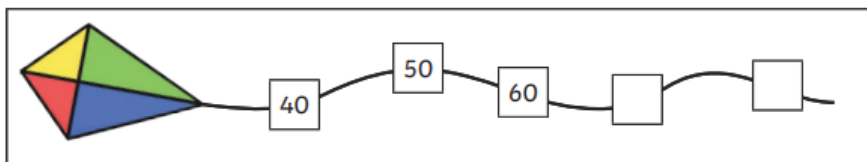
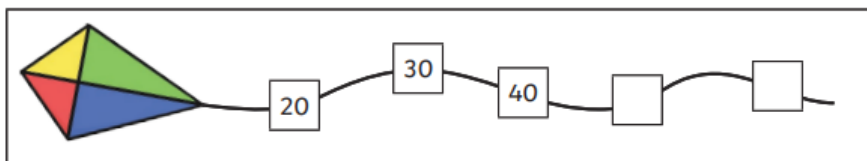
read it
again

Reception Maths Home Learning - Counting in 10's.

Below, you will find a range of different activities to encourage and practise counting in 10's. If you don't have printing facilities, you could recreate some of the activities using a piece of paper.


Fill in the missing numbers. Use this number line to help you:

10	20	30	40	50	60	70	80	90	100
----	----	----	----	----	----	----	----	----	-----



If you have some 10p pieces, show them to your child and practically count using the coins before having a go at the activity below. Remember, each coin is worth 10 not 1.

How Much Money Is in My Jar?



Write 0-100 in steps of 10 on cut up square pieces of paper, encourage and help your child to count in 10's before correctly ordering the number cards together. Challenge: Can you order them from 100 down to 0?

The video below will help your child count in 10's to 100. Can you count back from 100 to 0? Why not make your own rocket from recycling and count to 100 before blast off.

<https://www.youtube.com/watch?v=Ftati8iGQcs>