






It is important to keep reading with the children and also to keep on practising some maths activities. Below are some ideas of Literacy and Maths activities to try with the children.


Literacy – Try some simple comprehension with the children, this means asking the children to read some simple sentences and act upon them or answer questions about them to check their understanding. Something like the sheets below would be a good way to start. You could draw out and write the sentence or if you wanted to print something off:

<https://www.twinkl.co.uk/resource/t-s-097-reading-comprehension-worksheets-higher-ability>


Reading Comprehension Worksheet Appearance	
I have a green hat.	I have short, black hair.
	
I have long, blond hair.	I have curly, black hair.
	




roll & retell




What is the story mostly about?




Who are the main characters?




Where does the story take place?



When does the story take place?



What happened at the beginning, middle, and end of the story?










What questions do you have about the story?

www.fun-n-first.blogspot.com

Maths – Why not go on a shape hunt? You could do this around the house or whilst out on a walk. Look for any 2D shapes you can spot. Create a quick sheet for the children to fill in as they spot the shapes.

Shape hunt – Can you find these shapes?

 Triangle	What I found:
 Square	What I found:
 Circle	What I found:
 Hexagon	What I found:
 Pentagon	What I found:
 Octagon	What I found:
 Rectangle	What I found: